

2024

CATALOGUE

EVERGREENS



www.zoseltreefarm.com



Prices

Tree Moving

Services

1 - 3 hours:	\$200.00/hour
Over 3 hours:	\$180.00/hour
Mileage per km.:	\$1.85
Travel time:	\$25.00/hour

Volume Discounts:

Over \$100.00	3%
Over \$250.00	5%
Over \$500.00	10%

Pot Refunds

1 gallon:	\$.15
2 gallon:	\$.30
5 gallon:	\$.60

Miscellaneous

Burlap

Untreated. Per sq. ft.:	\$.20
-------------------------------	-------

Fertilizers

Water-soluble. 28-14-14 per pound:	\$5.00
Slow-release. 14-14-14 per pound:	\$5.00
Slow-release. 21-5-12 per pound:	\$5.00

Grass Seed (Spread 4lbs/1,000 sq. ft)

Western Parks Lawn Mix per pound:	\$4.25
Creeping Fescue per pound:	\$4.25
Canada Bluegrass per pound:	\$5.25

Landscape Stone (Natural Stone Chunks 1.5"/cu. ft)

Natural Stone Chunks 1.5"/cu. ft:	\$2.00
Natural Pea Stone Chunks 3/8" for pathways/cu. ft:	\$2.00
Natural Screened 2.5" for dry creekbeds/cu. ft:	\$2.00

Prices

Lawn Edging

Black vinyl heavy grade – per ft:\$1.50

Prograde Fabric

Heavy grade – per sq. ft:\$.25

Plastic Mulch Weed Barrier

per cu. ft: \$0.24 per roll.....\$1.75

Wood Mulch

Pine – per cu. ft:\$1.75

Landscape Design

Good landscape planning will develop into a beautiful, easy to maintain yard. Farmyard design should concentrate on back three outside rows around the yard then designate areas for garden, fruit trees and small recreational area with selections of shade trees and shrubbery around the house. In urban settings, planting can vary from cluster planting to planting around the edge in back, utilizing space while adding beauty and colour. We can help with suggestions or with a professional landscaping service. Please feel free to inquire about prices on farms, parks, urban or just a partial yard.

Landscape Design Service.....\$65.00

Guarantee

As we understand that some plants have problems we offer warranty coverage for plants that have problems that originated in our care, such as not coming out of dormancy. This should be evident within 30 days from date of purchase. If plants are not growing please call us as we are here to help. We DO NOT warranty healthy plants leaving our care. Plant survival depends on how they are cared for to get established. Improper planting, lack of or too late watering as well as winter damage is out of our control. Plants that we do not cover are azaleas, clematis, hedging, perennials, seedlings, strawberries and tender roses.

Gift Certificates

For special occasions, please feel free to inquire about our gift certificates which can be redeemed at your gardener's convenience.

Location

We are located in the Pleasantdale District, 2 miles East on Hwy 6 on the Pleasantdale grid and 2.25 miles North. Just follow the signs.

Hours of Operation

April 15 – June 30 and September 22 – October 31
Monday to Friday 8 a.m. – 9 p.m. • Saturdays & Sundays 8 a.m. – 6 p.m

Prices

Perennials

Perennials can provide a total range of colour, fragrance and brilliance in large beds or used as accents. Borders along walks, around pools, patios or foundations can be designed to provide variety in height, foliage, colour and time of blooming. Perennial flowers die down each fall but come back the following spring, requiring little attention. For the best selection come by in early spring.

Perennials assorted

.....	3.5" pot ~ \$4.50
.....	4.5" pot ~ \$8.25
.....	1 gal. ~ \$10.50

Bleeding Hearts 1 gal. ~ \$10.50

Day Lily..... 1 gal. ~ \$10.50

Asiatic Lily..... 4.5" pot ~ \$8.25

Iris 4.5" pot ~ \$8.25

Peonies..... 1 gal. ~ \$10.50

Fern Peonies..... 1 gal. ~ \$55.00

Hosta 4.5" pot ~ \$10.50

Grass..... 4.5" pot ~ \$8.25
..... 1 gal. ~ \$10.50

Native Fern 1 gal. ~ \$10.50

Evergreens

1000FSA



FIR SUB-ALPINE – *Abies lasiocarpa*

Beautiful narrow tree with light blue-green foliage highlighting dark purple-blue cones.

Ht 15m-50'

Sp 5m-16'

Z2



1 gal. – \$18.00

2"-8"WB – \$38.00/ft

1005FB



FIR BALSAM – *Abies balsamea*

A native flat needle fir the likes to grow in partial shade, fragrant and very nice looking.

Ht 15m-50'

Sp 6.6m-20'

Z2



1 gal. – \$18.00

2'-8"WB – \$32.00/ft

1010FBD



FIR DWARF BALSAM – *Abies balsamea* 'Nana'

A dark green mounded shrub, used for rock gardens. Prefers moist, acidic soil, shade tolerant.

Ht 60cm-2'

Sp .9m-3'

Z2



1 gal. – \$18.00

1015FD



FIR DOUGLAS – *Pseudotsuga Menziesii*

Foliage is bluegreen, with needles 1'long. Pyramidal shape in youth becomes less defined with age.

Ht 15m-50'

Sp 6m-20'

Z3



1 gal. – \$18.00

1020PB



PINE BRISTLECONE – *Pinus aristata*

A smaller growing pine with irregular growth. A long living tree with needles in fives.

Ht 4m-12'

Sp 2m-6'

Z2



1 gal. – \$18.00

1025PLP



PINE LODGEPOLE – *Pinus contorta latifolia*

Tall narrow and straight-trunked. Needles are yellowish-green. For shelterbelts.

Ht 12m-40'

Sp 3m-10'

Z2



1 gal. – \$18.00

2 gal. – \$32.00

2'-8"WB – \$32.00/ft

Evergreens

1030PP



PINE PONDEROSA – *Pinus ponderosa*

A large growing pine with soft triple needles up to 10 inches long. Orange bark with bluish green needles.

Ht 12m-40' Sp 5.3m-16' Z2



1 gal. – \$18.00

2 gal. – \$32.00

2' - 8'WB - \$32.00/ft

1035PS



PINE SCOTCH – *Pinus sylvestris*

A fast growing pine with rich bluish needles that grow in pairs 2" long.

Red bark.

Ht 4m-12' Sp 9m-30' Z2



1 gal. – \$18.00

2 gal. – \$3200

2'-14' – \$32.00/ft

1040PSS



PINE SWISS STONE – *Pinus cembra*

A stately pine, densely columnar in youth becoming more open with age, likes moist, acidic, drained soil.

Ht 9m-30' Sp 5m-15' Z2



1 gal. – \$28.00 2

gal. – \$42.00

2'-8'WB – \$42.00/ft

1045PR



PINE RED – *Pinus resinosa*

Or Norway pine, has an upright oval form, with long straight trunk. They tolerate dry, acidic, sandy, conditions.

Ht 15m-50' Sp 6.6m-20' Z3



1 gal. – \$18.00

2 gal. – \$32.00

2'-8' – \$32.00/ft

1050PW



PINE WHITE – *Pinus strobus*

A graceful, specimen tree with dignified appearance, the soft textured needles are 5" long.

Ht 15m-50' Sp 6.6m-20' Z3



1 gal. – \$18.00

2 gal. – \$32.00

2'-8' - 32.00/ft

1055PDM



PINE DWARF MUGHO – *Pinus mugo* 'Pumilio'

Attractive, dwarf shrubby growth habit. Dense dark green short needles.

Ht 150cm-5' Sp 150cm-5' Z2



1 gal. – \$18.00

2 gal. – \$3200

Evergreens

1060PDMS



PINE MOPS DWARF MUGO – *Pinus mugo* 'Mops'

This is a true dwarf, slow growing form of mugo pine, which keeps its shape well, no pruning.

Ht 60cm-2' Sp 60cm-2' Z2



1 gal. – \$18.00

2 gal. – \$32.00

1065PM



PINE MUGHO – *Pinus mugo* mugus

This low growing evergreen as dense dark green needles. To keep compact shear tips in June.

Ht 3m-10' Sp 3m-10' Z2



1 gal. – \$18.00

2 gal. – \$32.00

3 gal. – \$42.00

5 gal. – \$56.00

1070PCS



PINE COLUMNAR SCOTCH – *Pinus sylvestris* Fastigiata

A slow growing columnar pine with twisted blue-green needles. Ideal for small yards.

Ht 6.6m-20' Sp 125cm-4' Z3



5 gal. – \$142.00

1075PWW



PINE WEEPING WHITE – *Pinus strobus* pendula

Soft, long, aromatic blue-green needles on twisting pendulous branches. Irregular form.

Ht 3m-10' Sp 175cm-6' Z2



5 gal. – \$142.00

1080SBH



SPRUCE BLACK HILLS – *Picea glauca* densata

A more compact form of white spruce. Noted for its dark bluish green foliage and conical form.

Ht 9m-30' Sp 4.3m-13' Z2



2'-8'WB – \$32.00/ft

1085SCB



SPRUCE COLORADO BLUE – *Picea pungens*

Tall pyramid form. Color varies from green to blue green or silvery blue. Fully Hardy.

Ht 15m-50' Sp 5.3m-16' Z2



1 gal. – \$18.00

2 gal. – \$32.00

2'-14' - 32.00/ft

Evergreens

1090SM



SPRUCE MEYER – *Picea meyeri*

Upright branching habit with dense bluegreen needles. Native to China. Looks similar to Colorado spruce.

Ht 9m-30'

Sp 5.3m-16'

Z2



1 gal. – 18.00

2 gal. – \$32.00

2'-8'WB - \$32.00

1095SN



SPRUCE NORWAY – *Picea Abies*

The form is pyramidal while small and loosens with age. Needles are lighter green, growing angular.

Ht 15m-50'

Sp 8.3m-25'

Z2



1 gal. – \$18.00

2 gal. – \$32.00

2'-8' – \$32.00/ft

1100SW



SPRUCE WHITE – *Picea glauca*

A native tree that performs best in moist, well drained soil. The stiff four sided needles are dark green.

Ht 20m-60'

Sp 5.3cm 16"

Z1



1 gal. – \$18.00

2 gal. – \$32.00

2'-14' – \$32.00/ft

1105SBN



SPRUCE BIRDS NEST – *Picea Abies*

A dwarf, flat topped spreading spruce with many tight horizontal layers. Needles are bright green.

Ht 100cm-40"

Sp 100cm-40"

Z2



1 gal. – \$18.00

2 gal. – \$32.00

1110SBBN



SPRUCE BLUE NEST – *Picea mariana*

A slow growing, dense nesting form with blue green needles. Very compact.

Ht 100cm-40"

Sp 100cm-40"

Z2



1 gal. – \$18.00

2 gal. – \$32.00

1115SDN



SPRUCE DWARF NORWAY – *Picea abies pumila*

Dense, dwarf globe-shaped spruce with light green foliage. Resistant to winter burn.

Ht 125cm-4'

Sp 125cm-4'

Z3



1 gal. – \$18.00

2 gal. – \$32.00

2'-8' - \$32.00/ft

Evergreens

1120SDW



SPRUCE DWARF WHITE – *Picea glauca* Echiniformis

Miniature bun like white spruce with silvery grey pincushion needles.

Ht 55cm-20" Sp 150cm5' Z3



1 gal. – \$14.95

2 gal. – \$25.00

1125SLG



SPRUCE LITTLE GEM – *Picea abies* 'Little Gem'

Dwarf, slow-growing evergreen with dense rich green needles on a compact flat-topped head.

Ht 55cm-20" Sp 125cm-4' Z2



1 gal. – \$18.00

2 gal. – \$32.00

1130SO



SPRUCE OHLENDORFFI – *Picea abies* 'Ohlendorffii'

Broad, conical evergreen with small, yellow-green needles, dark orange brown dormant winter buds.

Ht 150cm-5' Sp 125cm-4' Z3



1 gal. – \$18.00

2 gal. – \$32.00

1135SPGB



SPRUCE GLOBE BLUE – *Picea pungens* glauca

Naturally dwarf, dense globular form, maintains shape without assistance. Bluish needles.

HT 125cm-4' Sp 125cm-4' Z3



1 gal. – \$28.00

2 gal. – \$42.00

5 gal. – \$110.00

1140SSDB



SPRUCE SESTER DWARF BLUE – *Picea pungens* 'Sester'

Classic conical shape, show grower with beautiful bright silvery blue colour. Dwarf habit.

Ht 250cm-8' Sp 150cm-5' Z2



1 gal. – \$28.00

2 gal. – \$42.00

1145SBB



SPRUCE BABY BLUE – *Picea pungens* 'Baby Blue'

A intense blue-coloured pyramidal with a fuller more uniform growth habit. No shearing.

Ht 15m-50' Sp 5.3m-16' Z2



2 gal. – \$42.00

Evergreens

1150SMB



SPRUCE MONTGOMERY BLUE – *Picea pungens glauca*

Dwarf rounded shape forms a upright leader. Dense bright blue needles. Very slow growing.

Ht 4.3m-13' Sp 150cm-5' Z2



1 gal. – \$28.00
5 gal. – \$110.00

1155SCB



SPRUCE COLUMNAR BLUE – *Picea pungens 'Fastigiata'*

Perfectly upright columnar spruce, nice steel blue colour and intense powder blue on new growth.

Ht 6.6m-20' Sp 175cm-6' Z3



1 gal. – \$28.00
5 gal. – \$110.00
10 gal. – \$140.00

1160SCN



SPRUCE COLUMNAR NORWAY – *Picea abies 'Cupressina'*

Very dense and fastigate form of Norway spruce, with short green needles.

Ht 6.6m-20' Sp 125cm-4' Z3



10 gal. – \$140.00

1165SBGT



SPRUCE BLUE GLOBE T/G – *Picea pungens T/G*

Dwarf globe, powder-blue conifer. Slow growing, Unique specimen plant. Top grafted on standard.

Ht 125cm 4' Sp 125cm-4' Z3



4' – \$140.00

1170SWN



SPRUCE WEEPING NORWAY – *Picea abies pendula*

Weeping form with long, slender twisting branches.

Size depending on staking.

(Variable) Z3



10 gal. – \$140.00

1175SWW



SPRUCE WEEPING WHITE – *Picea glauca pendula*

Tall, narrow, pyramidal form of white spruce with short green needles.

Ht 8.6m-26' Sp 250cm-8' Z2



1 gal. – \$18.00


Evergreens

1180CB



CEDAR BRANDON – Thuja occidentalis "Brandon"

Pyramidal, compact slender form.
Excellent formal tree. Very hardy
Ht 5.3m-16' Sp 125cm-4' Z3




1 gal. – \$18.00
2 gal. – \$32.00
3' – \$48.00
4' – \$55.00
5' – \$65.00
7'-8'WB – \$135.00

1185CH



CEDAR HOLMSTRUP – Thuja occidentalis 'Holmstrupii'

A smaller cedar having a sturdy densely branched conical form. Lacy foliage.
HT 175CM-6' Sp 60cm-2' Z2



 
1 gal. – \$18.00
2 gal. – \$32.00
3' – \$48.00
4' – \$55.00
5' – \$65.00
7'-8'WB – \$135.00

1190CSD



CEDAR SKINNER'S DWARF – Thuja occidentalis Skinner

A dark green pyramidal form and very dwarf habits make this a good foundation plant.
Ht 175cm-6' Sp 90cm-3' Z2

 
7 gal. – \$75.00

1195CS



CEDAR SKYBOUND – Thuja occidentalis 'Skybound'

Foliage is a darker green than the Brandon with much improved hardiness.
Ht 5.3m-16' Sp 125cm-4' Z2



 
2 gal. – \$32.00
7 gal. – \$75.00

1200CW



CEDAR WARES SIBERIAN – Thuja occidentalis 'Wareana'

A very hardy cedar that can stand most extreme climates.
A broad dark green pyramid.
Ht 3m-10' Sp 175cm-6' Z2

 
1 gal. – \$18.00
2 gal. – \$32.00
3' – \$48.00
4' – \$55.00
5' – \$65.00
7'-8'WB – \$135.00

1205CDG



CEDAR DANICA – Thuja occidentalis 'Danica'

Dense compact natural globe form, very neat. Has dark green foliage.
Ht 75cm-30" Sp 75cm-30" Z3

 
1 gal. – \$18.00
2 gal. – \$32.00

Evergreens

1210CHM



CEDAR HETZ MIDGET – *Thuja occidentalis* 'Hetz Midget'

Extremely slow growing, dwarf cedar of globular habit with dark green foliage.

Ht 75cm-30" Sp 100cm-40" Z3



1 gal. – \$18.00

2 gal. – \$32.00

1215CLG



CEDAR LITTLE GIANT – *Thuja occidentalis* 'Little Giant'

A slow growing dwarf compact globe, needs no trimming.

Fine dense green foliage.

Ht 100cm-40" Sp 100cm-40" Z2



1 gal. – \$18.00

2 gal. – \$32.00

1220CWG



CEDAR WOODWARDII GLOBE – *Thuja occidentalis* 'Woodwardii'

A fast, round growing globe cedar with open mid-green foliage. Very hardy.

Ht 150cm-5' Sp 150cm-5' Z2



1 gal. – \$18.00

2 gal. – \$32.00

1225JBA



JUNIPER BLUE ARROW – *Juniperus scopulorum*

Very narrow, tight columnar form with steel blue foliage. Ideal for small spaces.

Ht 4.3cm-13' Sp 90cm-3' Z3



3 gal. – \$65.00

1230JM



JUNIPER MEDORA UPRIGHT – *Juniperus scopulorum*

Slow growing, slender columnar upright, blue-green color, very hardy.

Ht 3m-10' Sp 125cm-4' Z2



2 gal. – \$32.00

3 gal. – \$48.00

5 gal. – \$55.00

1235JM



JUNIPER MOONGLOW – *Juniperus scopulorum*

A upright pyramid with dense compact branching habit displays intense silver blue foliage.

Ht 3m-10' Sp 150cm-5' Z3



1 gal. – \$18.00

3 gal. – \$48.00

5 gal. – \$55.00

Evergreens

1240JSR



JUNIPER SKY ROCKET – *Juniperus scopulorum*

Narrowest, upright juniper with soft, blue-green foliage.

Ht 3m-10' Sp 90cm-3' Z3



1 gal. – \$18.00

3 gal. – \$32.00

5 gal. – \$55.00

1245JW



JUNIPER WICHITA BLUE – *Juniperus scopulorum*

Broad pyramidal form, dense foliage stays bright blue all year round. Slow growing.

Ht 3m-10' Sp 150cm-5' Z2



1 gal. – \$32.00

3 gal. – \$48.00

5 gal. – \$56.00

1250JAN



JUNIPER ANDORRA – *Horizontalis* 'youngstown'

Ground cover, grayish-green foliage, tips turn purple colour toward fall.

Ht 60cm-2' Sp 150cm-5' Z3



1 gal. – \$18.00

2 gal. – \$32.00

1255JA



JUNIPER ARCADIA – *Juniperus sabina* 'Arcadia'

Semi-spreading growth habit. Lacy foliage is grass-green. Attractive low growing.

Ht 60cm-2' Sp 150cm-5' Z2



1 gal. – \$18.00

2 gal. – \$32.00

1260JBH



JUNIPER BAR HARBOUR – *Juniperus horizontal*

Branches are wide spreading and hug the ground. Grey-blue foliage turns plum in fall.

Ht 15cm-6" Sp 150cm-5' Z2



1 gal. – \$18.00

2 gal. – \$32.00

1265JBC



JUNIPER BLUE CHIP – *Juniperus horizontalis*

Compact ground cover. Fine steel-blue foliage retains color throughout year.

Ht 30cm-12" Sp 150cm-5' Z35



1 gal. – \$18.00

2 gal. – \$32.00

Evergreens

1270JBD



JUNIPER BLUE DANUBE – *Juniperus horizontalis*

Semi-upright form, spreading branches.
Heavy gray-blue foliage.

Ht 125cm-4' Sp 175cm-6' Z3



1 gal. – \$18.00

2 gal. – \$32.00

1275JBP



JUNIPER BLUE PRINCE – *Juniperus horizontalis*

Dense, slow growing ground cover with
blue foliage. Great for cascading.

Ht 30cm-12" Sp 90cm-3' Z2



1 gal. – \$18.00

2 gal. – \$32.00

1280JBR



JUNIPER BLUE RUG – *Juniperus horizontalis*'Wiltoni'

One of the best low spreading junipers of
dense habit and intense silver-blue foliage.

Ht 10cm-4" Sp 150cm-5' Z3



1 gal. – \$18.00

2 gal. – \$32.00

1285JBM



JUNIPER BROADMOOR – *Juniperus sabina*

Dense mounding form of bright green
foliage. Full sun to partial shade.

Very Hardy.

Ht 30cm-12" Sp 150cm-5' Z2



1 gal. – \$18.00

2 gal. – \$32.00

1290JB



JUNIPER BUFFALO – *Juniperus sabina*

Attractive bright green feathery foliage,
with a dense spreading form. Cascades
over walls.

Ht 30cm-12" Sp 150cm-5' Z2



1 gal. – \$18.00

2 gal. – \$32.00

1295JCC



JUNIPER CALGARY CARPET – *Juniperus Sabina*

Distinct selection of Arcadia with lower
spreading branches and soft green foliage.

Ht 30cm-12" Sp 150cm-5' Z3



1 gal. – \$18.00

2 gal. – \$32.00

Evergreens

1301JH



JUNIPER HUGHES – *Juniperus Horizontalis*

Glowing silver-blue foliage on a low-growing, wide-spreading graceful form.

Ht 30cm-12" Sp 150cm-5' Z2



1 gal. – \$18.00

2 gal. – \$32.00

1305JIB



JUNIPER ICEE BLUE – *Juniperus horizontalis*

Improvement over Blue Rug with low, trailing carpet of intense silver-blue foliage.

Ht 15cm-6" Sp 150cm-5' Z3



1 gal. – \$18.00

2 gal. – \$32.00

1310JPW



JUNIPER PRINCE OF WALES – *Juniperus horizontalis*

Low spreading branches that hug the ground. Has a dense bright green carpet appearance.

Ht 15cm-6" Sp 150cm-5' Z2



1 gal. – \$16.00

2 gal. – \$32.00

1315JS



JUNIPER SAVIN – *Juniperus sabina*

Upright vase-shaped form with gently arching tips. Foliage is dark green.

Ht 90cm-3' Sp 125cm-4' Z3



1 gal. – \$18.00

2 gal. – \$32.00

1320JSK



JUNIPER SKANDIA – *Juniperus sadina*

More compact than Arcadia. Feathery dark green foliage has grayish tinge. Very hardy.

Ht 50cm-18" Sp 175cm-6' Z3



1 gal. – \$18.00

2 gal. – \$32.00

1325LT



LARCH SIBERIAN – *Larix siberica*

Tall pyramidal conifer, needles shed in fall. Needles are light green turning golden yellow in fall.

Ht 18m-60' Sp 6m-20' Z2



1 gal. – \$8.00

2 gal. – \$14.00



Knowing “Hoo” to Call:

Zosel Tree Farm

Box 179

Pleasantdale, SK

S0K 3H0

Phone: (306) 874-5729

Fax: (306) 874-5749

Web: zoseltreefarm.com

We are located in the Pleasantdale District, 2 miles East on Hwy 6 on the Pleasantdale grid and 2.25 miles North. Just follow the signs.

Hours of Operation

May 1 - June 30 (Monday through Sunday • 8:00am to 9:00pm)

July 2 - October 15 (Monday through Friday • 9:00am to 5:00pm)